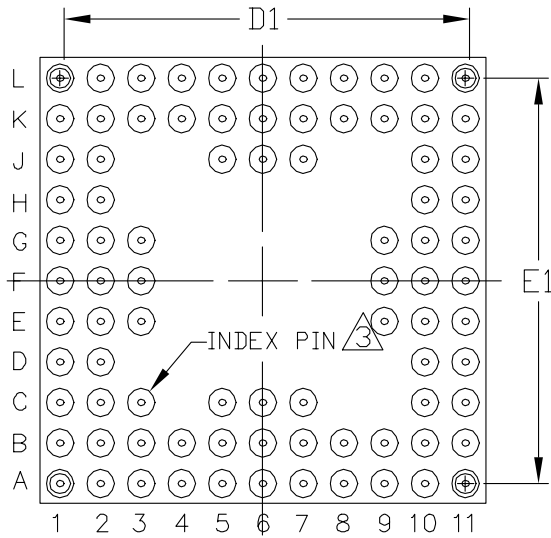
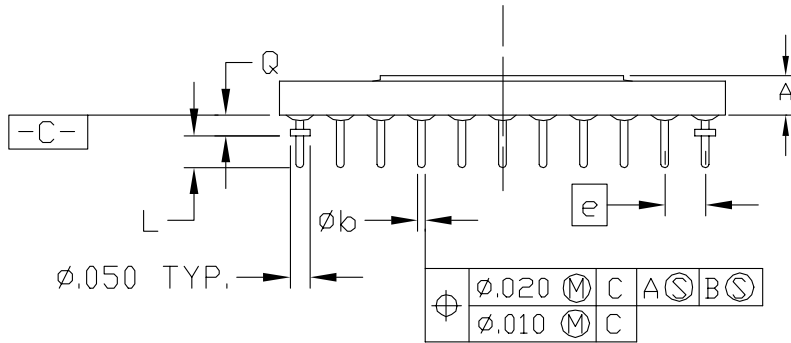
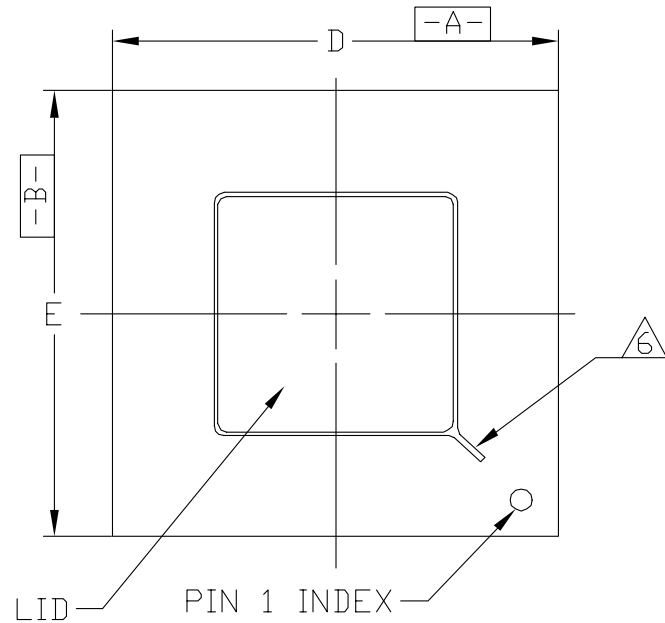


BOTTOM VIEW



TOP VIEW



PG68 OR PG84			
SYMBOL	INCHES		
	MIN.	NOM.	MAX.
A	<i>∅</i>	<i>∅</i>	.145
D/E	1.090	1.100	1.115
D <sub>1</sub> /E <sub>1</sub>	1.000 REF.		
L	.120	.130	.140
Q	.045	<i>∅</i>	.060
e	.100 BSC		
∅b	.016	.018	.020
M	11		
REF.	JEDEC MO-66 AC		

**NOTES:**

- ALL DIMENSIONS AND TOLERANCES CONFORM TO ANSI Y14.5M-1982
- SYMBOL 'M' IS THE PIN MATRIX SIZE.
- PIN C3 MAY OR MAY NOT BE ELECTRICALLY CONNECTED.
- PG68 DOES NOT HAVE THIRD ROW ON EACH SIDE EXCEPT THE INDEX PIN.
- LEAD FINISH: GOLD PLATED
  - COMMERCIAL (35 MICRO INCHES MIN.)
  - MILITARY (50 MICRO INCHES MIN.)
- THIS FEATURE IS OPTIONAL, MAY BE AT DIFFERENT LOCATION.
- PG68 DOES NOT HAVE THE 4 CORNER PINS.

## 68, 84-PIN CERAMIC PGA (PG68, PG84)