

XILINX SCH P/N 0381228
 ART P/N 0531586
 FAB P/N 1280398

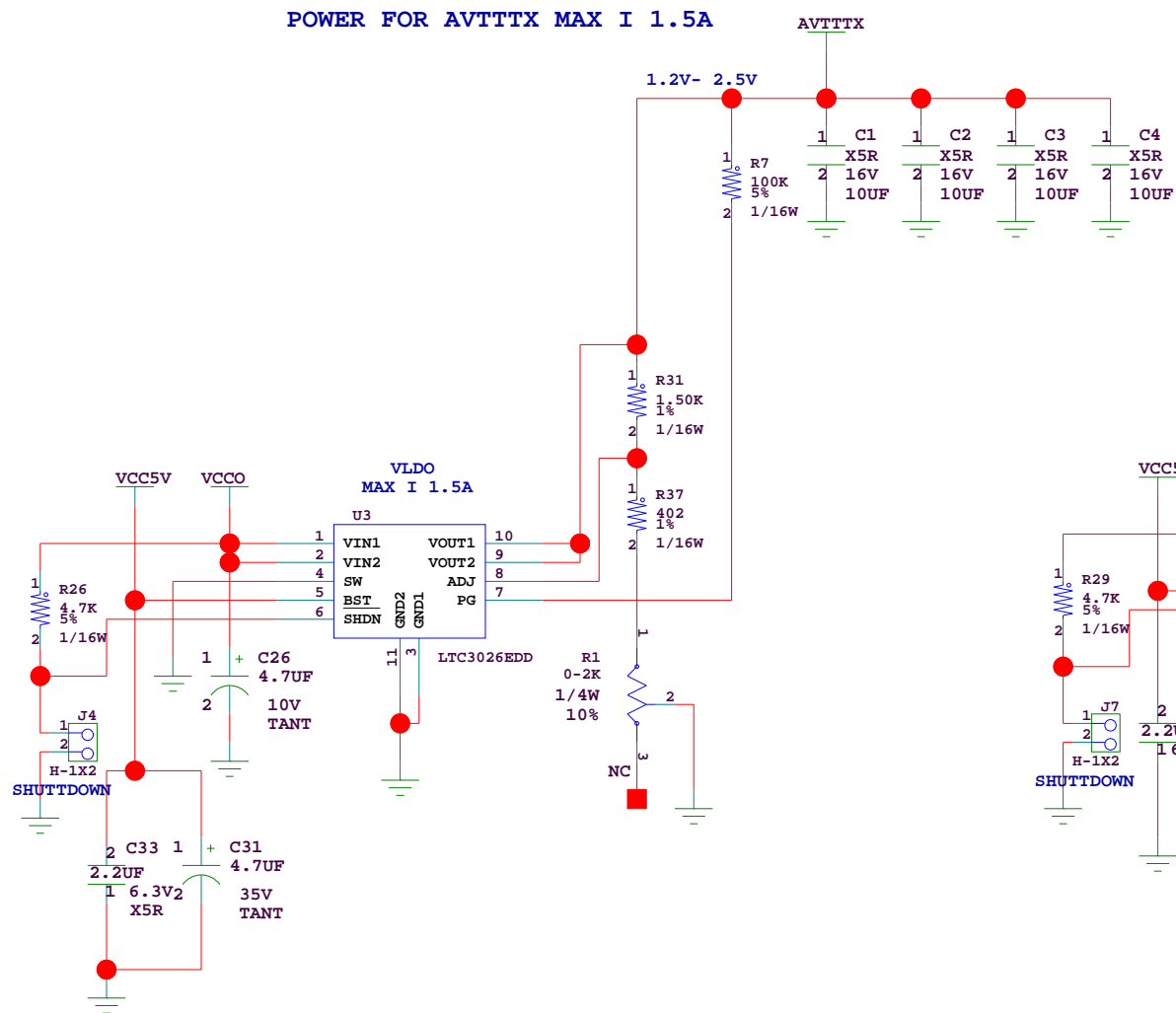
Title: SCHEM, ROHS COMPLIANT, ML52X POWER MODULE
POWER IN & AVCC

Date: 9-26-2006_10:34 Ver: D

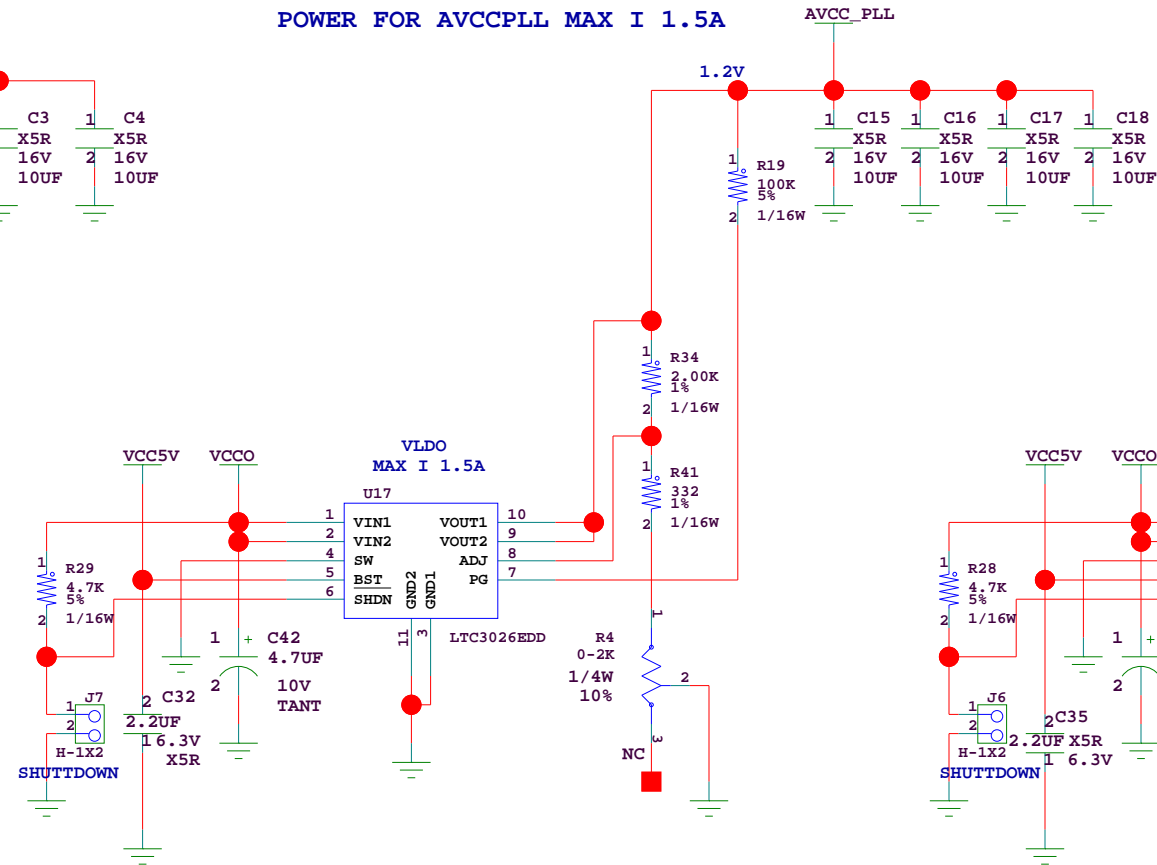
Sheet Size: B Rev: 01

Sheet 1 of 3 Drawn By TOLGA G.

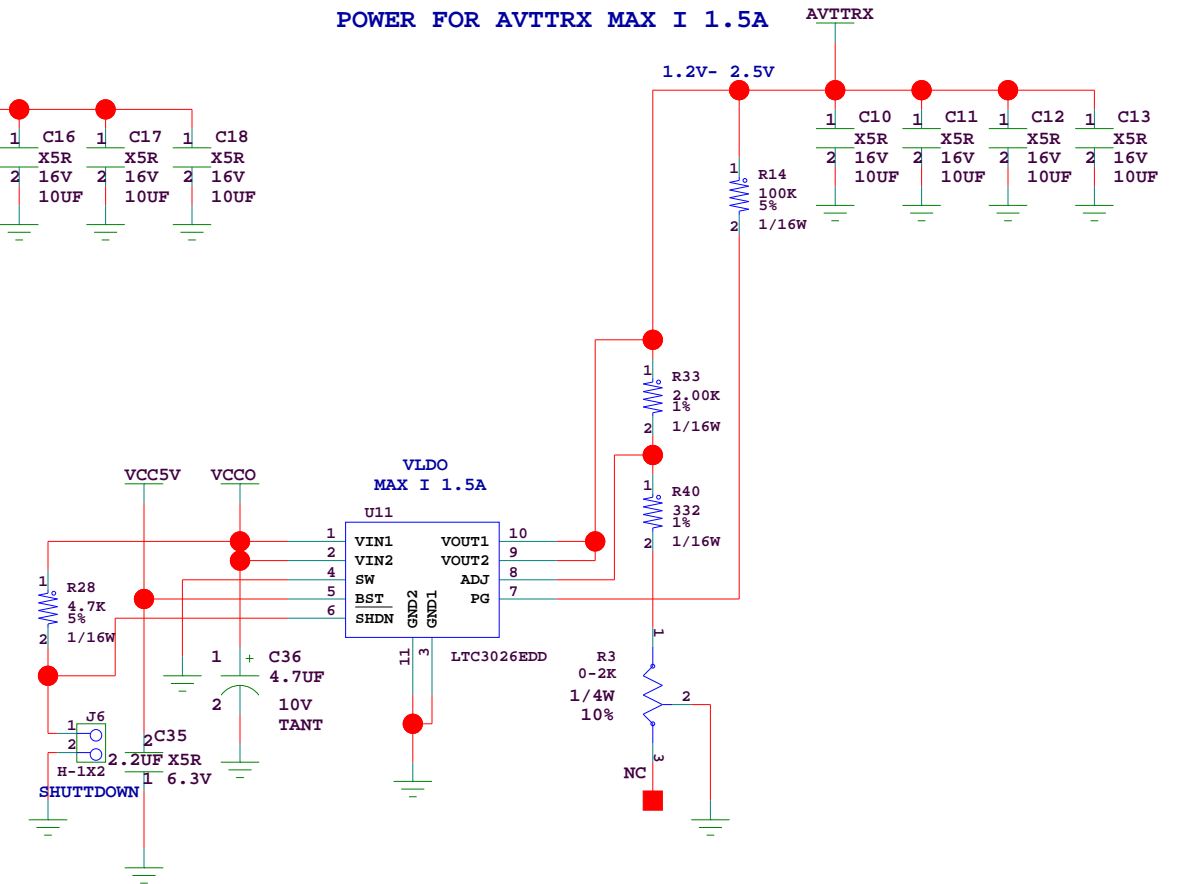
POWER FOR AVTTTX MAX I 1.5A



POWER FOR AVCCPLL MAX I 1.5A



POWER FOR AVTTRX MAX I 1.5A



SCH P/N 0381228
ART P/N 0531586
FAB P/N 1280398

Title: SCHEM, ROHS COMPLIANT, ML52X POWER MODULE
POWER ATTX ACCPLL ACTTRX

Date: 1-30-2007_17:00

Ver: D

Sheet Size: B

Rev: 01

Sheet 2 of 3

Drawn By TOLGA G.

RSET TABLE AVTTRX		
VO = 0.4 (1+R33/(R40+POT))		
POT CCW		VOUT
0.00	TURN	2.810 V
0.25	TURN	2.541 V
0.50	TURN	2.432 V
0.75	TURN	2.334 V
1.00	TURN	2.245 V
1.25	TURN	2.163 V
1.50	TURN	2.089 V
1.75	TURN	2.021 V
2.00	TURN	1.957 V
2.25	TURN	1.899 V
2.50	TURN	1.845 V
2.75	TURN	1.795 V
3.00	TURN	1.748 V
3.25	TURN	1.704 V
3.50	TURN	1.662 V
3.75	TURN	1.624 V
4.00	TURN	1.588 V
4.25	TURN	1.553 V
4.50	TURN	1.521 V
4.75	TURN	1.491 V
5.00	TURN	1.463 V
5.25	TURN	1.436 V
5.50	TURN	1.410 V
5.75	TURN	1.386 V
6.00	TURN	1.362 V
6.25	TURN	1.340 V
6.50	TURN	1.319 V
6.75	TURN	1.299 V
7.00	TURN	1.280 V
7.25	TURN	1.262 V
7.50	TURN	1.244 V
7.75	TURN	1.227 V
8.00	TURN	1.211 V
8.25	TURN	1.195 V
8.50	TURN	1.180 V
8.75	TURN	1.166 V
9.00	TURN	1.152 V
9.25	TURN	1.138 V
9.50	TURN	1.126 V
9.75	TURN	1.113 V
10.00	TURN	1.101 V
10.25	TURN	1.089 V
10.50	TURN	1.078 V
10.75	TURN	1.067 V
11.00	TURN	1.057 V
11.25	TURN	1.047 V
11.50	TURN	1.037 V
11.75	TURN	1.027 V
12.00	TURN	1.018 V
12.25	TURN	1.009 V
12.50	TURN	1.000 V
12.75	TURN	0.992 V
13.00	TURN	0.984 V
13.25	TURN	0.976 V
13.50	TURN	0.968 V
13.75	TURN	0.961 V
14.00	TURN	0.953 V
14.25	TURN	0.946 V
14.50	TURN	0.939 V
14.75	TURN	0.932 V
15.00	TURN	0.926 V
15.25	TURN	0.919 V
15.50	TURN	0.913 V
15.75	TURN	0.907 V
16.00	TURN	0.901 V
16.25	TURN	0.895 V
16.50	TURN	0.889 V

RSET TABLE AVTTTX		
VO = 0.4 (1+R31/(R37+POT))		
POT CCW		VOUT
0.00	TURN	1.893 V
0.25	TURN	1.752 V
0.50	TURN	1.694 V
0.75	TURN	1.641 V
1.00	TURN	1.591 V
1.25	TURN	1.546 V
1.50	TURN	1.504 V
1.75	TURN	1.464 V
2.00	TURN	1.428 V
2.25	TURN	1.394 V
2.50	TURN	1.362 V
2.75	TURN	1.332 V
3.00	TURN	1.304 V
3.25	TURN	1.278 V
3.50	TURN	1.253 V
3.75	TURN	1.229 V
4.00	TURN	1.207 V
4.25	TURN	1.186 V
4.50	TURN	1.166 V
4.75	TURN	1.147 V
5.00	TURN	1.128 V
5.25	TURN	1.111 V
5.50	TURN	1.095 V
5.75	TURN	1.079 V
6.00	TURN	1.064 V
6.25	TURN	1.050 V
6.50	TURN	1.036 V
6.75	TURN	1.023 V
7.00	TURN	1.010 V
7.25	TURN	0.998 V
7.50	TURN	0.986 V
7.75	TURN	0.975 V
8.00	TURN	0.964 V
8.25	TURN	0.954 V
8.50	TURN	0.944 V
8.75	TURN	0.934 V
9.00	TURN	0.925 V
9.25	TURN	0.916 V
9.50	TURN	0.907 V
9.75	TURN	0.898 V
10.00	TURN	0.890 V
10.25	TURN	0.882 V
10.50	TURN	0.875 V
10.75	TURN	0.867 V
11.00	TURN	0.860 V
11.25	TURN	0.853 V
11.50	TURN	0.847 V
11.75	TURN	0.840 V
12.00	TURN	0.834 V
12.25	TURN	0.827 V
12.50	TURN	0.821 V
12.75	TURN	0.816 V
13.00	TURN	0.810 V
13.25	TURN	0.804 V
13.50	TURN	0.799 V
13.75	TURN	0.794 V
14.00	TURN	0.789 V
14.25	TURN	0.784 V
14.50	TURN	0.779 V
14.75	TURN	0.774 V
15.00	TURN	0.770 V
15.25	TURN	0.765 V
15.50	TURN	0.761 V
15.75	TURN	0.756 V
16.00	TURN	0.752 V
16.25	TURN	0.748 V
16.50	TURN	0.744 V

RSET TABLE AVCCPLL		
VO = 0.4 (1+R34/(R41+POT))		
POT CCW		VOUT
0.00	TURN	2.810 V
0.25	TURN	2.541 V
0.50	TURN	2.432 V
0.75	TURN	2.334 V
1.00	TURN	2.245 V
1.25	TURN	2.163 V
1.50	TURN	2.089 V
1.75	TURN	2.021 V
2.00	TURN	1.957 V
2.25	TURN	1.899 V
2.50	TURN	1.845 V
2.75	TURN	1.795 V
3.00	TURN	1.748 V
3.25	TURN	1.704 V
3.50	TURN	1.662 V
3.75	TURN	1.624 V
4.00	TURN	1.588 V
4.25	TURN	1.553 V
4.50	TURN	1.521 V
4.75	TURN	1.490 V
5.00	TURN	1.461 V
5.25	TURN	1.434 V
5.50	TURN	1.408 V
5.75	TURN	1.383 V
6.00	TURN	1.360 V
6.25	TURN	1.337 V
6.50	TURN	1.316 V
6.75	TURN	1.295 V
7.00	TURN	1.276 V
7.25	TURN	1.257 V
7.50	TURN	1.239 V
7.75	TURN	1.222 V
8.00	TURN	1.205 V
8.25	TURN	1.189 V
8.50	TURN	1.174 V
8.75	TURN	1.159 V
9.00	TURN	1.145 V
9.25	TURN	1.131 V
9.50	TURN	1.118 V
9.75	TURN	1.106 V
10.00	TURN	1.093 V
10.25	TURN	1.082 V
10.50	TURN	1.070 V
10.75	TURN	1.059 V
11.00	TURN	1.048 V
11.25	TURN	1.038 V
11.50	TURN	1.028 V
11.75	TURN	1.018 V
12.00	TURN	1.009 V
12.25	TURN	1.000 V
12.50	TURN	0.991 V
12.75	TURN	0.982 V
13.00	TURN	0.974 V
13.25	TURN	0.966 V
13.50	TURN	0.958 V
13.75	TURN	0.950 V
14.00	TURN	0.943 V
14.25	TURN	0.936 V
14.50	TURN	0.929 V
14.75	TURN	0.922 V
15.00	TURN	0.915 V
15.25	TURN	0.908 V
15.50	TURN	0.902 V
15.75	TURN	0.896 V
16.00	TURN	0.890 V
16.25	TURN	0.884 V
16.50	TURN	0.878 V



SCH P/N 0381228
 ART P/N 0531586
 FAB P/N 1280398

Title: SCHEM, ROHS COMPLIANT, ML52X POWER MODULE
TABLE SETTINGS

Date: 1-30-2007_17:00

Ver: D

Sheet Size: B

Rev: 01

Sheet 3 of 3

Drawn By TOLGA G.