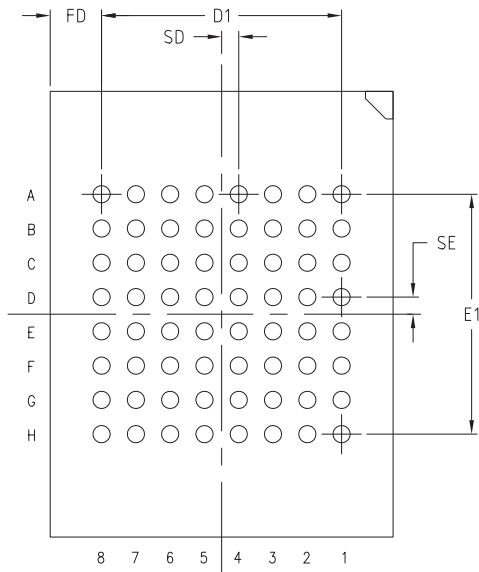
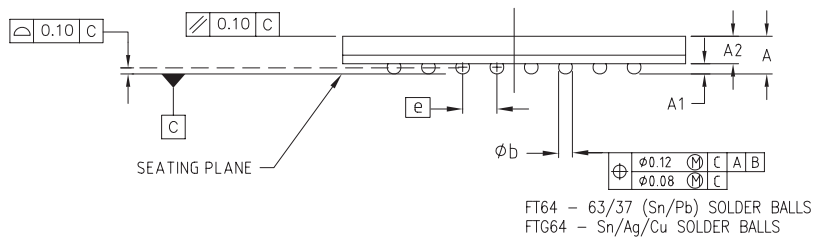
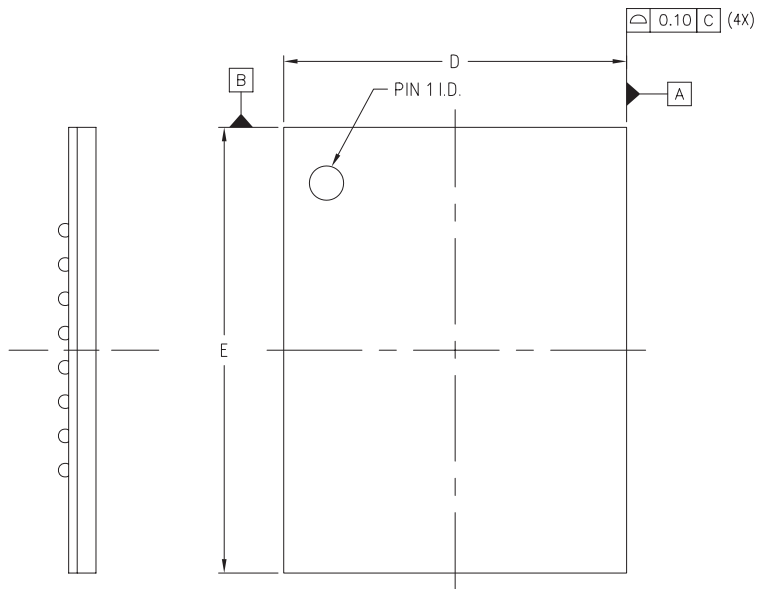


BOTTOM VIEW



TOP VIEW



SYMBOL	MILLIMETERS			NOTES
	MIN.	NOM.	MAX.	
A	1.01	<i>h</i>	1.20	2
A1	0.20	0.30	0.35	
A2	<i>h</i>	0.80	<i>h</i>	
D	9.90	10.00	10.10	
D1	<i>h</i>	7.00	<i>h</i>	
e	1.00 BSC			
E	12.90	13.00	13.10	
E1	<i>h</i>	7.00	<i>h</i>	
FD	1.50 REF.			
FE	3.00 REF.			
SD	<i>h</i>	0.50	<i>h</i>	
SE	<i>h</i>	0.50	<i>h</i>	
ϕ_b	0.35	<i>h</i>	0.50	
M	8			

NOTES:

1. ALL DIMENSIONS AND TOLERANCES CONFORM TO ANSI Y14.5M-1994
2. SYMBOL "M" IS THE PIN MATRIX SIZE.

64-BALL FINE-PITCH THIN BGA, (FT64/FTG64)

Revision History

The following table shows the revision history for this document.

Date	Version	Revision
05/14/08	1.0	Initial Release